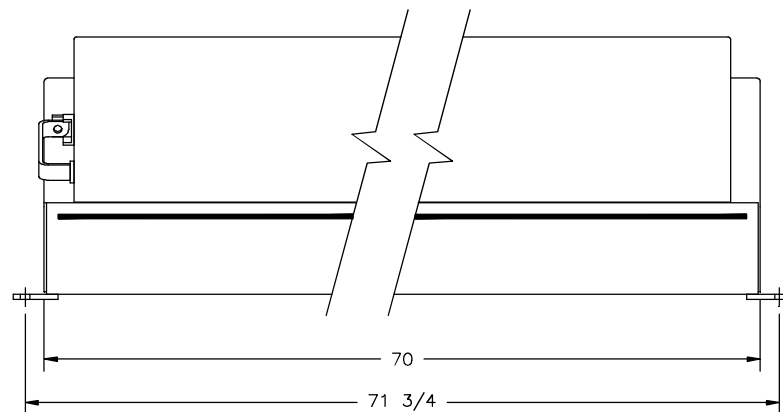
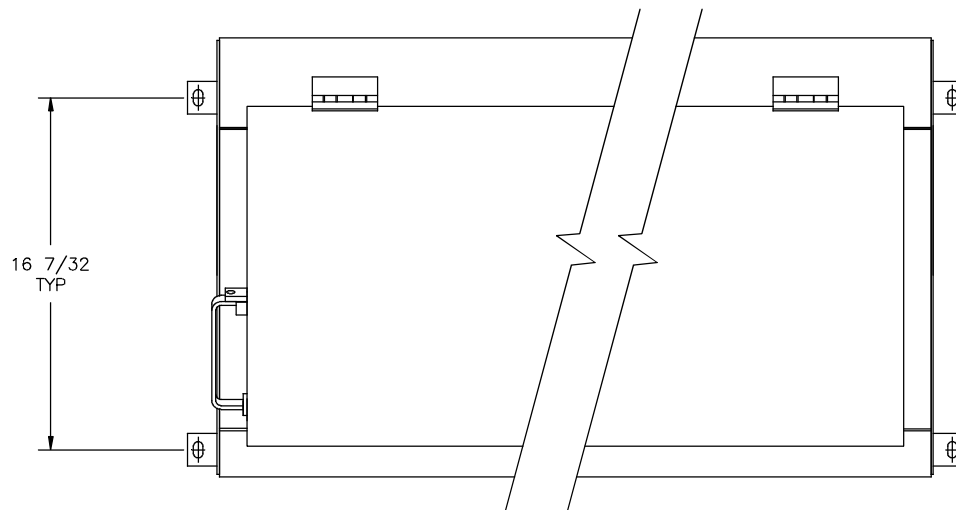
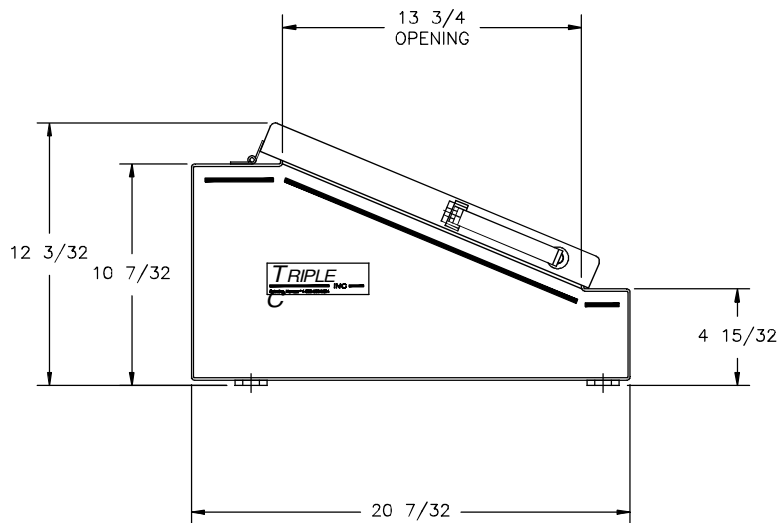


This drawing contains confidential proprietary information of Triple C, Inc. and is subject to return upon request. The furnishing of this drawing is not to be construed as the grant of any license, express or implied, to manufacture, have manufactured, use or sell the structures shown hereon.



TRIPLE C INC.			
P.O. BOX 248, Sabetha, KS 66534 (785) 284-3674 FAX (785) 284-3931			
DO NOT SCALE DRAWING	SHEET OF	SCALE: 1:6	DRAWN BY: CHRIS ABERLE 3/10/06
TITLE: ACROSS BED TOOLBOX GENERAL DIMENSIONS			
DRAWING NUMBER: 90-0100			
TOLERANCES UNLESS OTHERWISE SPECIFIED			REV
XX	.010		
XXX	.005		
XXXX	.0005		
X/X	1/32		
ANGLE	0°30'		